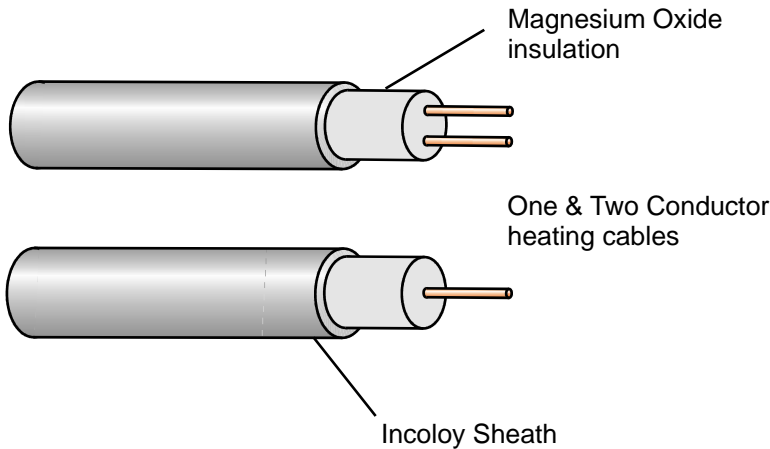


TYPE KN INCOLOY SHEATH HEATING CABLE



- Process Pipe Heating
- Freeze Protection
- Snow Melting
- Asphalt Heating
- Frost Heave Protection
- Tank & Vessel Heating
- 1238°F Exposure Temps.

DESCRIPTION

Trasor Mineral Insulated type KN heating cable is ideal for a wide range of industrial and commercial heating applications. It has resistive heating conductors embedded in highly compressed magnesium oxide insulation and covered with a stainless Alloy 825 sheath.

The sheath is fully annealed and is easily hand formable. The low resistance metallic sheath is an ideal ground path. MI heating cable is totally inorganic and will not deteriorate with age. All heating units are factory fabricated to a specified length and rigorously tested to IEEE standards.

TYPE MISS HEATING CABLE SPECIFICATIONS

300 Volt, 2 Conductor KNxxxL			600 Volt, 2 Conductor KN			600 Volt, 1 Conductor KN		
SIZE	OHMS/FT	O.D.	SIZE	OHMS/FT	O.D.	SIZE	OHMS/FT	O.D.
32SP4458	0.0458	.185	KN132	0.10	.265	KN101	0.03	.26
32SP4583	0.0583	.184	KN142	0.15	.245	KN111	0.04	.24
32SP4734	0.0734	.184	KN152	0.2	.245	KN121	0.07	.20
KN132L	0.10	.180	62SQ3286	0.286	.246	KN141	0.10	.20
KN142L	0.15	.160	62SQ3505	0.505	.234	KN151	0.15	.19
KN152L	0.2	.146	KN182	0.7	.265	KN161	0.20	.19
KN162L	0.3	.215	62ST2115	1.15	.239	KN171	0.30	.19
KN172L	0.5	.196	KN222	2.0	.245	KN191	0.50	.18
KN182L	0.7	.160	62SA2414	4.14	.239	KN211	0.70	.17
KN192L	1.0	.196	KN252	6.0	.215	KN221	1.0	.17
KN222L	2.0	.180	62SZF2900	9.0	.215	KN241	2.0	.16
KN242L	4.0	.146	KN292	11.0	.215			
KN252L	6.0	.135						
32SF2900	9.0	.140						
KN292L	11.0	.130						

Note: All values @ 68° F

DESIGN & SPECIFICATION OF HEATERS

Trasor will design heaters from parameters supplied by the client, without charge. Refer to catalog C102 for a more complete design procedure.

1. Determine the heater output in Watts/ft required from the pipe size & length; insulation type & thickness; and the differential between pipe and ambient temperature.
2. Determine the heated cable length in feet. Include the pipe length plus adders for heat sinks i.e. valves, flanges, supports.
3. Select the heater cable type and size. Use 300 Volt rated cable for 120, 240 and 277 Volt service. Use 600 Volt cable for 480 & 550 Volt service. The cable size is calculated from the Watts/ft required, using the following formula:

$$\text{Ohms/ft} = \frac{(V)^2}{(L)^2(W/\text{ft})}$$

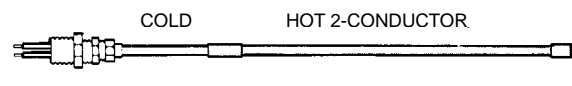
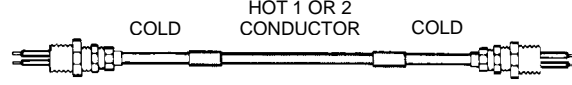

V = Service Voltage
 L = Heater Length
 W/ft = Heater Output

4. Select controls & accessories from Trasor Catalog C102.

SPECIAL FEATURES

Option	Description
-C1	1/2" reversed gland on hot to cold joint
-C2	3/4" reversed gland on hot to cold joint
-E	Puller eye end cap
-P	P.V.C. jacketed cold section
-Q	High Temperature Adapter
-R	Heater on non-returnable reel
-U	NEMA-7 Termination fitting
-X	Other, specify

HEATER FORMS

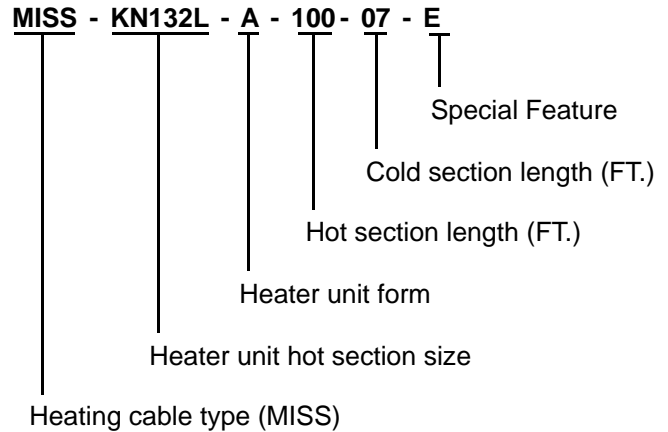
FORM	HEATER ASSEMBLY
A AN*	
B BN*	
C CN*	

* Forms A, B, C have standard copper cold section. Forms AN, BN, CN have Incoloy cold section.

HOW TO ORDER

Use the following catalog numbering system to specify: Cable type, cable size, heater form, lengths of hot & cold sections, and special features.

Heater unit catalog number



MISS-KN132L-AN-100-07-E (10.00 Ohms)
 120V, 12.0A, 1440W, @ 14.4W/ft.
 100' Hot Length
 7' Cold Length
 With Puller eye end cap